
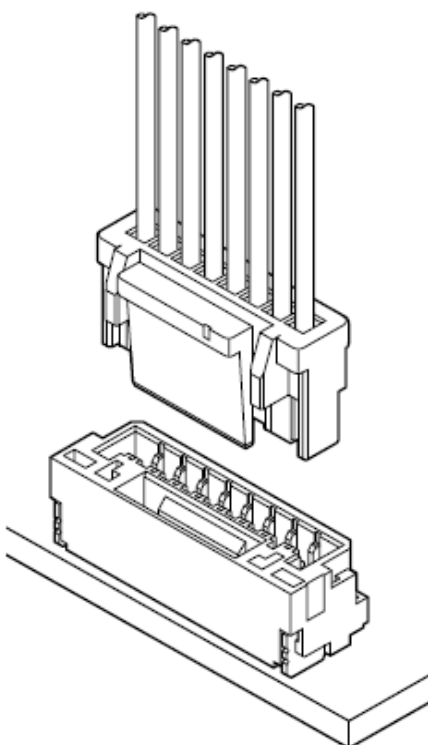


GH CONNECTOR

Disconnectable Crimp style connectors



Developed for Plasma Display Panels, LCD Monitors, notebook PC's, PDA's, mobile phones and other small electronic equipment.



Features

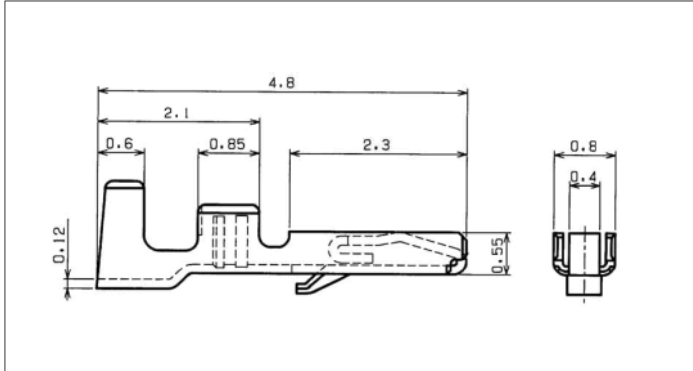
- **A secure locking structure**
The innovative housing lock design achieves a locking device which is easy to handle as well as secure.
- **Low Insertion Force**
The basic concept of the contact part of this connector is equivalent to the proven performance of the SHL connector. This in turn facilitates low insertion and straightforward connector mating.
- **Deformation preventative design**
Fork-shaped header contacts are supported by grooves on the housing walls which are designed to prevent deformation of contacts.
- **Distortion resistant construction**
The header is fully shrouded and thus protects the receptacle from damage that could be caused by mating the connector at an angle.

Specifications

- Current rating: 1.0A AC, DC (AWG # 26)
- Voltage rating: 50V AC,DC
- Temperature range: -25° to +85° (including temperature rise in applying electrical current)
- Applicable wire: Conductor Size / AWG #30 to # 26
: Insulation O.D./ Ø 0.8 to 1.0mm
- No of circuits: 2 to 15 circuits
- Direction of entry: Top entry / side entry
- * Directive 2002/95/EC (RoHS) Compliant

GH CONNECTOR

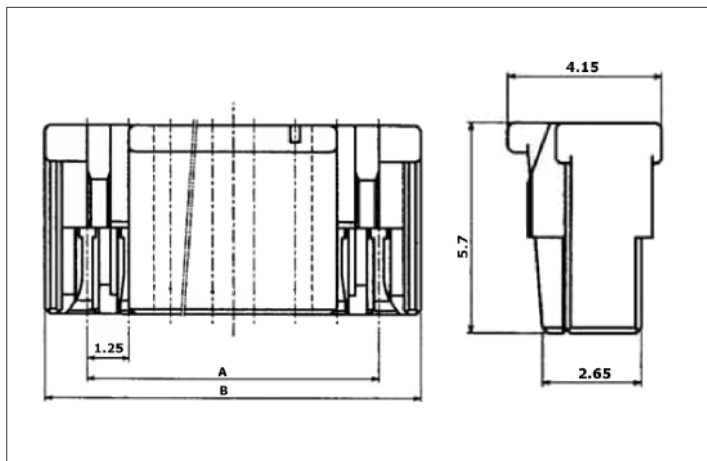
Contact



Model No.	Applicable wire			Qty / reel
	mm ²	AWG#	Insulation O.D.min	
SSHL-002T-P0.2	0.05 to 0.13	30 to 26	0.8 to 1.0	23,000

Material and Finish
Phosphor bronze, tin-plated

Housing

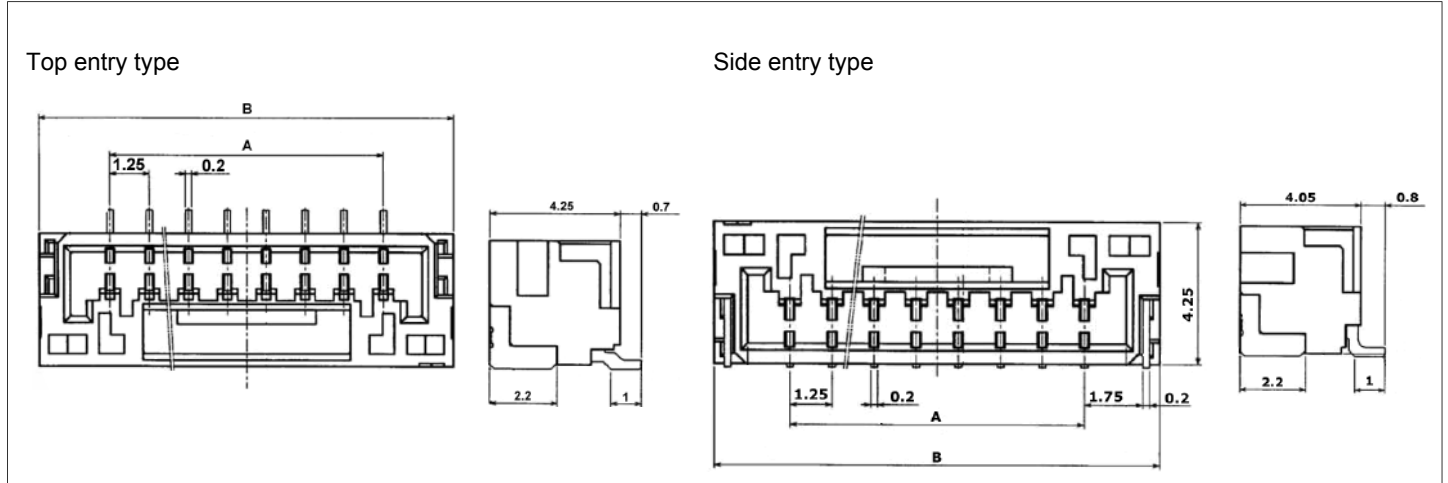


Circuits	Model No.	Dimensions mm		Qty / bag
		A	B	
2	GHR-2V-S	1.25	3.75	4,000
3	GHR-3V-S	2.50	5.00	3,000
4	GHR-4V-S	3.75	6.25	2,500
5	GHR-5V-S	5.00	7.50	2,000
6	GHR-6V-S	6.25	8.75	1,500
7	GHR-7V-S	7.50	10.00	1,500
8	GHR-8V-S	8.75	11.25	1,000
9	GHR-9V-S	10.00	12.50	1,000
10	GHR-10V-S	11.25	13.75	1,000
11	GHR-11V-S	12.50	15.00	1,000
12	GHR-12V-S	13.75	16.25	1,000
13	GHR-13V-S	15.00	17.50	1,000
14	GHR-14V-S	16.25	18.75	500
15	GHR-15V-S	17.50	20.00	500

Material and Finish
PBT, UL94V-0, Natural (white)

GH CONNECTOR

SMT type header



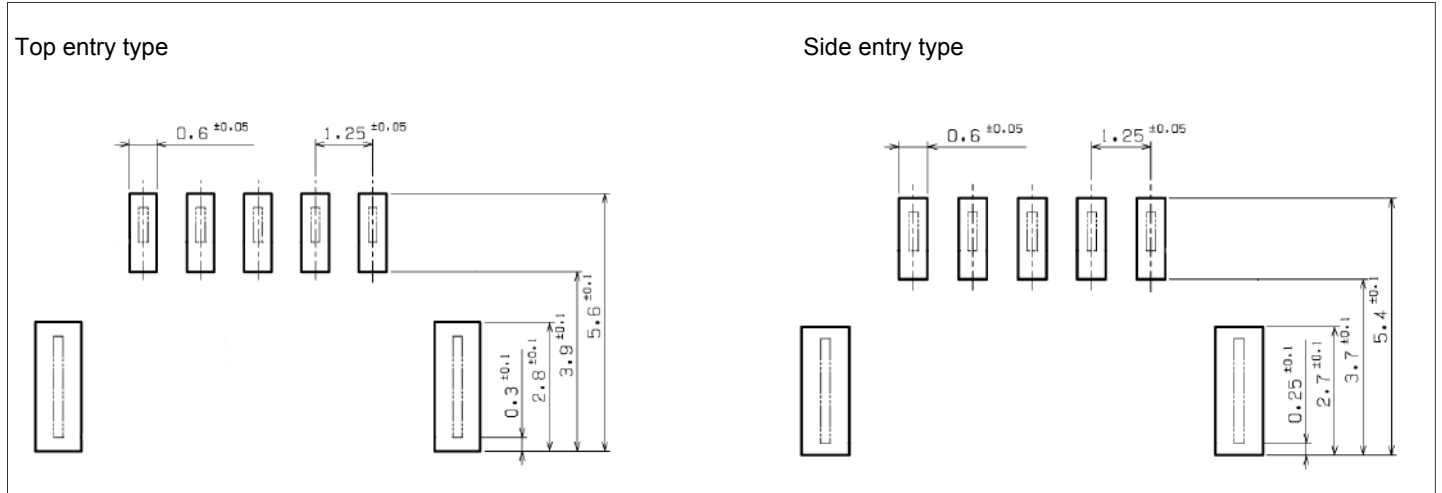
Circuits	Model No.		Dimensions mm (in.)		Qty / reel	
	Top entry type	Side entry type	A	B	Top entry type	Side entry type
2	BM2B-GHS-TBT (LF)(SN)	SM2B-GHS-TB (LF)(SN)	1.25	5.75	2,500	2,500
3	BM3B-GHS-TBT (LF)(SN)	SM3B-GHS-TB (LF)(SN)	2.50	7.00	2,500	2,500
4	BM4B-GHS-TBT (LF)(SN)	SM4B-GHS-TB (LF)(SN)	3.75	8.25	2,500	2,500
5	BM5B-GHS-TBT (LF)(SN)	SM5B-GHS-TB (LF)(SN)	5.00	9.50	2,500	2,500
6	BM6B-GHS-TBT (LF)(SN)	SM6B-GHS-TB (LF)(SN)	6.25	10.75	2,500	2,500
7	BM7B-GHS-TBT (LF)(SN)	SM7B-GHS-TB (LF)(SN)	7.50	12.00	2,500	2,500
8	BM8B-GHS-TBT (LF)(SN)	SM8B-GHS-TB (LF)(SN)	8.75	13.25	2,500	2,500
9	BM9B-GHS-TBT (LF)(SN)	SM9B-GHS-TB (LF)(SN)	10.00	14.50	2,500	2,500
10	BM10B-GHS-TBT (LF)(SN)	SM10B-GHS-TB (LF)(SN)	11.25	15.75	2,500	2,500
11	BM11B-GHS-TBT (LF)(SN)	SM11B-GHS-TB (LF)(SN)	12.50	17.00	2,500	2,500
12	BM12B-GHS-TBT (LF)(SN)	SM12B-GHS-TB (LF)(SN)	13.75	18.25	2,500	2,500
13	BM13B-GHS-TBT (LF)(SN)	SM13B-GHS-TB (LF)(SN)	15.00	19.50	2,500	2,500
14	BM14B-GHS-TBT (LF)(SN)	SM14B-GHS-TB (LF)(SN)	16.25	20.75	2,500	2,500
15	BM15B-GHS-TBT (LF)(SN)	SM15B-GHS-TB (LF)(SN)	17.50	22.00	2,500	2,500

Material and Finish

Pin: Phosphor Bronze, copper-underplated, tin-plated
 Wafer: 9T nylon
 Reinforcements: Brass, copper-underplated, tin-plated

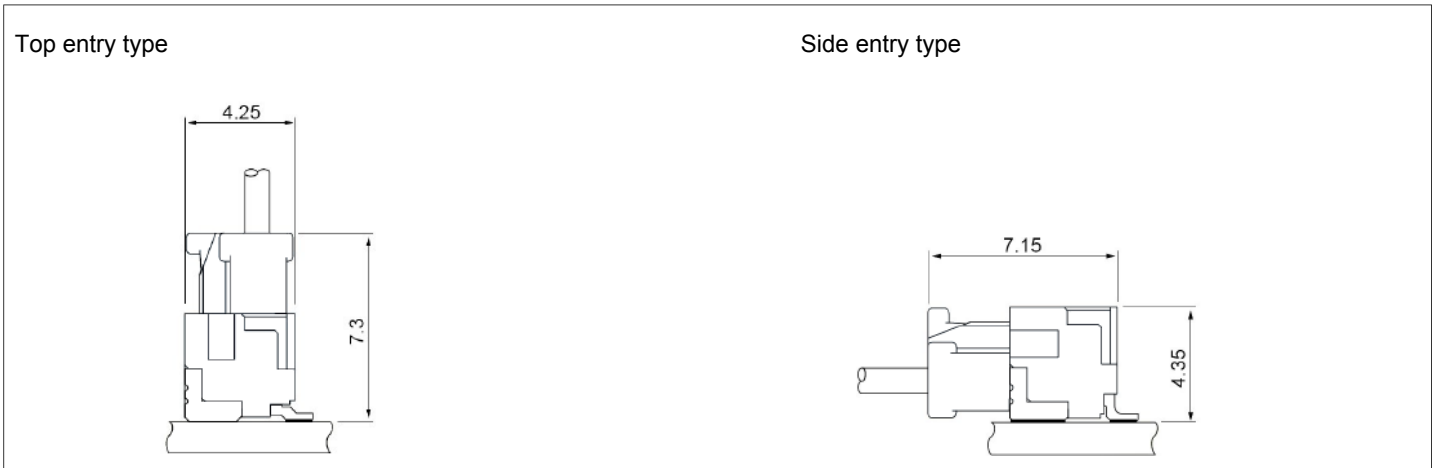
GH CONNECTOR

SMT type PC board layout (viewed from component side)



- Note:
1. Tolerances are non-cumulative $\pm 0.05\text{mm}$ ($\pm 0.002''$) for all centers.
 2. Dimensions above should serve as a guideline. Contact JST for details.
 3. Taping specifications. Contact JST for details.

Assembly layout



Applicator for the semi-automotive press AP-K2N

Contact	Crimp applicator MKS-L(-10)		Compact crimp applicator MKS-LS		Strip-crimp applicator MKS-SC
	With safety cover	Without safety cover	With safety cover	Without safety cover	With safety cover
SSHL-002T-P0.2	APLMK SSSL002	APLNC SSSL002	--	--	--

In line with a policy of continual product development, JST reserves the right to change the specifications of the goods described in the catalog at any time and without prior notice.

The drawings and specifications in this catalog are just for reference. Please do not fail to get the original and the latest drawings and product specifications before use. Contact JST for details.